

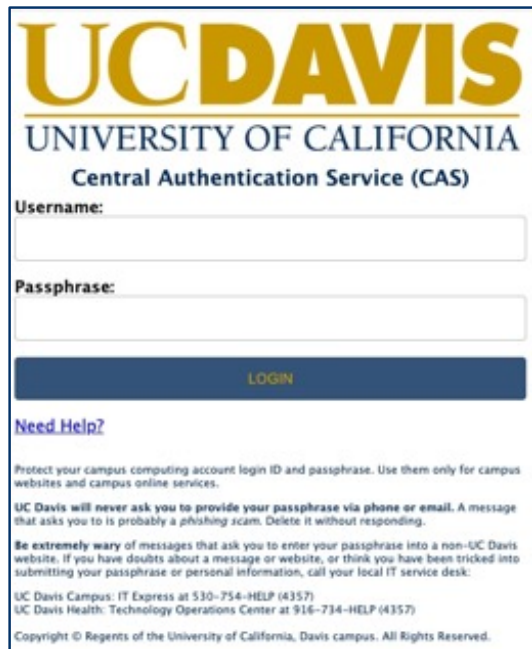
# UC DAVIS

## STUDENT HEALTH AND COUNSELING SERVICES

### How to Upload & Verify Your Immunizations

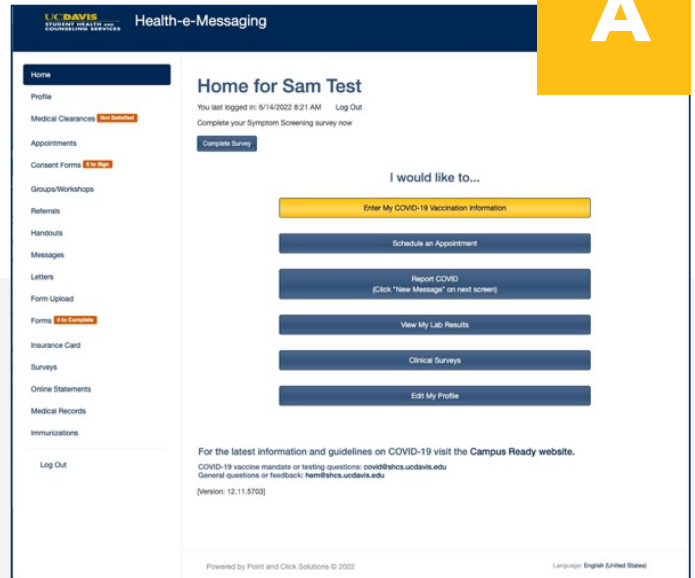
#### Logging in

[Health-e-Messaging](#) will open with a UC Davis Central Authentication Service (CAS) page. You will use your UC Davis login and Kerberos passphrase to access the site.



If you have not yet set-up your UC Davis [computing account](#), you won't be able to log in. Once you have created your computing account, it can take a couple of days for the systems to update your record with your login credentials. You will also need to have [Duo set-up](#). Any issues with these require contacting [IT Express](#) at (530) 754-4357.

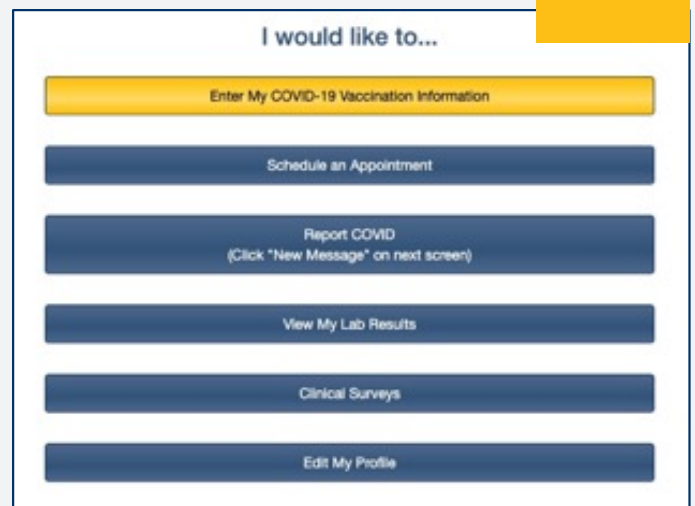
#### Basic Navigation



Once you have logged into Health-e-Messaging from a computer, this is the first page you will see. If you log in from a mobile device, the menu on the left will be under a dropdown menu on the upper left side.

The primary buttons will quickly take you to the most used areas on the site. You can schedule an appointment, view lab results, edit your profile and more. The menu on the left side will give you more in-depth options including consent forms, messages, online statements, and other items.

#### Uploading COVID-19 Immunization

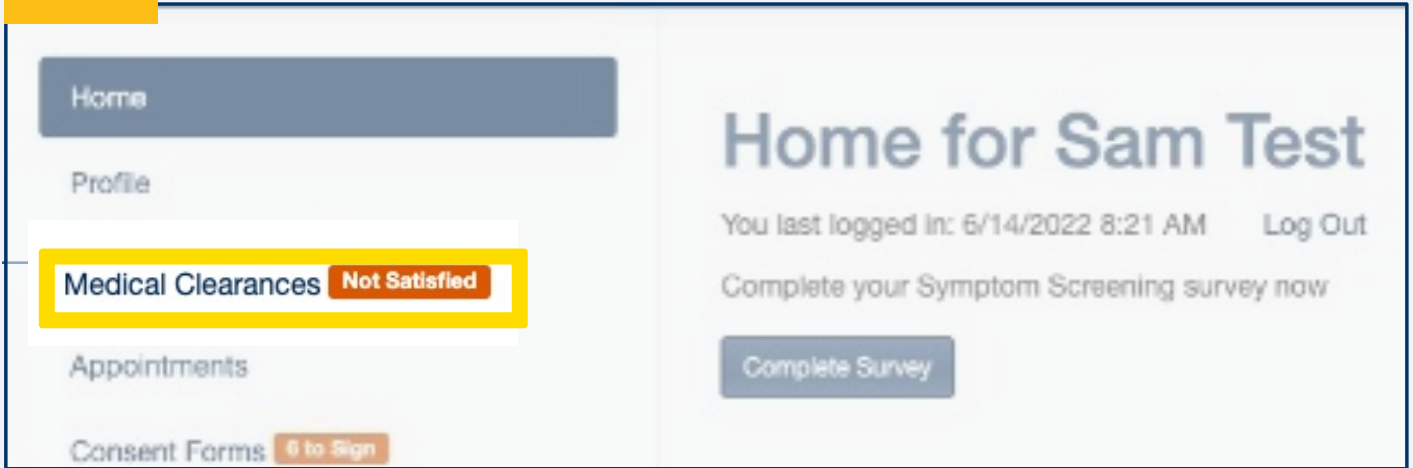


To upload your COVID-19 immunization record, click on the top button on the home page labeled "Enter My COVID-19 Vaccination Information". Please include your booster information.

For more details about the COVID-19 immunization requirements and a [step-by-step guide](#) on how to upload your vaccinations, visit the [Campus Ready page](#).

C

# Inputting and Uploading Entrance Immunizations (Not COVID)



To input your vaccinations, select “Medical Clearances” from the menu on the left.

This will load a new screen with all the requirements and their status. This includes all clearances, not just the entrance requirements.

Clearance	Status	Details
COVID-19 Vaccine	Not Compliant	Not Satisfied
Influenza Immunization	Not Compliant	No Data
Measles	Not Compliant	No Data
Meningococcal	Compliant	Satisfied
Mumps	Not Compliant	No Data
Pertussis (Tdap)	Not Compliant	No Data
Rubella	Not Compliant	No Data
TB Screening	Not Compliant	No Data
Varicella	Not Compliant	No Data

Clearance	Status	Details
COVID-19 Vaccine Verification Authorization	Not Compliant	No Data

This will load a new screen with all the requirements and their status. This includes all clearances, not just the entrance requirements.

# D

## Clearance Status & Details

Once you have entered necessary information, the status for an immunization will change from “Not Compliant” to “Compliant”. The details on the right side give you more information when you click on them. Here are a few examples of each status type. Each immunization detail box will list the immunization, whether it is required, your status and how it is satisfied.

Clearance	Status	Details
COVID-19 Vaccine	Update <span style="color:red">●</span> Not Compliant	Not Satisfied <span style="color:red">●</span>
Influenza Immunization	Update <span style="color:red">●</span> Not Compliant	No Data <span style="color:red">●</span>
Measles	Update <span style="color:red">●</span> Not Compliant	No Data <span style="color:green">●</span>
Meningococcal	Update <span style="color:green">●</span> Compliant	Satisfied <span style="color:yellow">●</span>

**COVID-19 VACCINE**  
 Required for Students - All  
 Current Status: Non-Compliant  
 Satisfy this requirement by any one of the following:  
 • Vaccination Series was started but not completed

**MEASLES**  
 Required for Entering Students  
 Current Status: No Data  
 Satisfy this requirement by any one of the following:  
 • Serology (lab test) can fulfill this requirement  
 • Vaccination(s) can fulfill this requirement

**MENINGOCOCCAL**  
 Required for Entering Students  
 Current Status: Compliant  
 Reason this requirement is satisfied:  
 • Satisfied by age exemption

# E

## Immunization Update Window Example

After you click on the green “Update” button, you will have a window like the one shown here. In this example for Measles (rubeola), you have two options to meet the requirement. If you have received two doses of the vaccine, enter the dates, and select the vaccine given. If you have not received two doses of the vaccine, you can have a blood test (Measles Antibody Titer) and if it shows positive immunity, it will meet the requirement instead by entering the date and result of the test. You do not need to fill out both sections.

Dates need to be entered using the Month/Day/Year format. If you are not able to enter the dates using that format, please check your browser language settings to so that they are English (US).

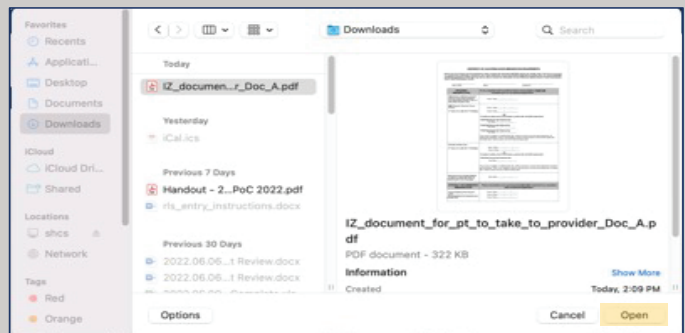
Once you have entered this information, click Done, which will close the window. You will need to continue this process for each item.

# F

## Immunization Records Upload

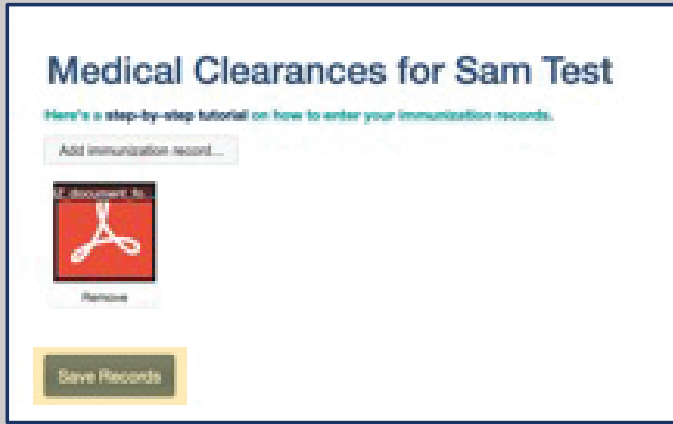
Once you have entered the dates for your immunizations, you will need to upload your documentation. This information can be obtained from your medical provider. Your medical provider can use [this form](#) to provide you with the necessary information if they do not have a different record available for you. You can submit your immunization documents, your yellow immunization card, or a copy of your immunization from the doctor’s office.

Click on the “Add immunization record” button at the top of the screen. This will open a pop-up window which will allow you to select your documentation. Once you have selected your file, click on open.



# Immunization Records Upload (Continued)

Be sure to click on “Save Records” to complete the upload.



This will automatically load a new page, showing that your document has been saved successfully.


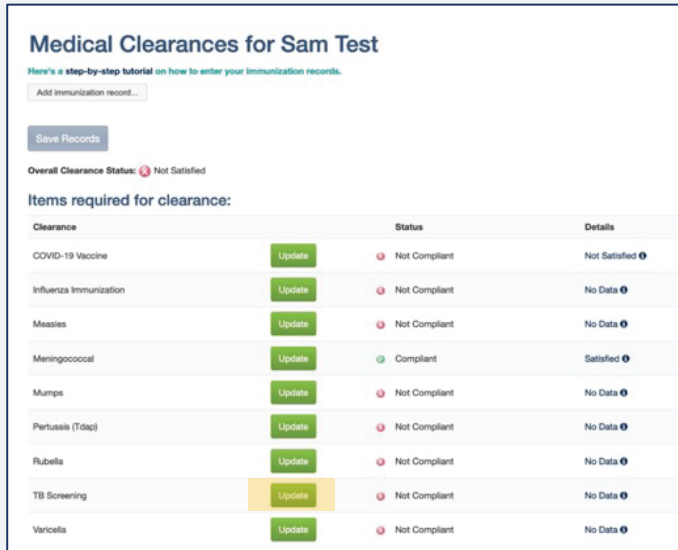


If you need to upload multiple documents, repeat the above steps. This should only be for your immunizations and not the *TB Health Assessment Form*.



## TB Screening

All incoming students must complete a Tuberculosis risk questionnaire and/or a TB Health Assessment. To access the survey, click on the “Update” button next to TB Screening.



This will load the questionnaire which will determine if you need to provide further documentation. Please answer all the questions and click on the “Submit” button. It can take up to 24 hours to update your compliance. Please wait 24 hours before contacting us.

## TB Screening (Continued)

Based on your responses to the questions, the system will determine your next steps. If you need to do more, a screen with further instructions will load immediately after you click submit.

**Further Action Necessary**

Your TB screening indicates you may be at higher risk for TB infection. You are required to submit proof of negative TB testing within the past 12 months. This testing can be completed by either skin test, chest x-ray or laboratory blood testing.

**TB Skin Test**

Date: MM/DD/YYYY Read Date: MM/DD/YYYY

Result:  Positive  Negative

Induration: mm

**TB Skin Test Results**

Upload

Please upload a copy of your skin test result.

**T-SPOT TB Blood Test**

Date: MM/DD/YYYY Result:  Positive  Negative  Borderline  Invalid

**T-SPOT TB Blood Test Results**

Upload

Please upload a copy of your lab result.

**Quantiferon Gold TB Blood Test**

Date: MM/DD/YYYY Result:  Positive  Negative  Indeterminate

**Quantiferon-Gold Test Results**

Upload

Please upload a copy of your lab result.

**Chest X-Ray**

Date: MM/DD/YYYY Result:  Positive  Negative

**Chest X-Ray Results**

Upload

Please upload a copy of your chest x-ray.

Submit Cancel

If the system determines that you may be at higher risk for TB infection, you are required to complete a [TB Health Assessment Form](#) and submit proof of negative TB testing **within the 12 months prior to the start of your first term. You can become compliant for the TB testing requirement with laboratory blood testing, skin test, and/or a chest x-ray.** A chest x-ray is required if you currently have (or have previously had) a positive skin or blood test.

**TB Skin Test**

Date: MM/DD/YYYY Read Date: MM/DD/YYYY

Result:  Positive  Negative

Induration: mm

**TB Skin Test Results**

Upload

Please upload a copy of your skin test result.

**T-SPOT TB Blood Test**

Date: MM/DD/YYYY Result:  Positive  Negative  Borderline  Invalid

**TB Spot Test Results**

Upload

Please upload a copy of your lab result.

**Quantiferon Gold TB Blood Test**

Date: MM/DD/YYYY Result:  Positive  Negative  Indeterminate

**Quantiferon-Gold Test Results**

Upload

Please upload a copy of your lab result.

**Chest X-Ray**

Date: MM/DD/YYYY Result:  Positive  Negative

**Chest X-Ray Results**

Upload

Please upload a copy of your chest x-ray.

If you have the medical information necessary to demonstrate compliance in any of the ways listed, you may enter those dates and upload a copy of those records. Be sure to select your result and enter the date in the month/day/year format. If you need to upload this information later, you can do so by clicking on the green "Update" button.

Items required for clearance:

Clearance	Status	Details
COVID-19 Vaccine and Test	<input checked="" type="checkbox"/> Compliant	Satisfied
Influenza Immunization	<input checked="" type="checkbox"/> Compliant	Satisfied
Measles	<input type="checkbox"/> Not Compliant	Not Satisfied
Meningococcal	<input type="checkbox"/> Not Compliant	Not Satisfied
Mumps	<input type="checkbox"/> Not Compliant	Not Satisfied
Pertussis (Tdap)	<input type="checkbox"/> Not Compliant	Not Satisfied
Rubella	<input type="checkbox"/> Not Compliant	Not Satisfied
TB Screening	<input checked="" type="checkbox"/> Submitted	Satisfied
TB Testing	<input type="checkbox"/> Not Compliant	Not Satisfied
Varicella	<input type="checkbox"/> Not Compliant	Not Satisfied

Additional items NOT required for clearance:

Clearance	Status	Details
COVID-19 Vaccine Verification Authorization	<input type="checkbox"/> Not Compliant	Not Satisfied

## TB Screening (Continued)

You must download the [TB Health Assessment](#) form and take it to your Primary Care Provider. Once any required testing is complete and your provider has determined you are free of active TB, the provider must complete and sign the TB Health Assessment form. This form can also be downloaded from the [SHCS site](#).

Overall Clearance Status: <span style="color: red;">⊗</span> Not Satisfied		
Items required for clearance:		
Clearance	Status	Details
COVID-19 Vaccine and Test	<span style="background-color: green; color: white;">Update</span> <span style="color: green;">✔</span> Compliant	Satisfied <span>ⓘ</span>
Influenza Immunization	<span style="background-color: green; color: white;">Update</span> <span style="color: red;">⊗</span> Not Compliant	No Data <span>ⓘ</span>
Measles	<span style="background-color: green; color: white;">Update</span> <span style="color: green;">✔</span> Compliant	Satisfied <span>ⓘ</span>
Meningococcal	<span style="background-color: green; color: white;">Update</span> <span style="color: green;">✔</span> Compliant	Satisfied <span>ⓘ</span>
Mumps	<span style="background-color: green; color: white;">Update</span> <span style="color: green;">✔</span> Compliant	Satisfied <span>ⓘ</span>
Pertussis (Tdap)	<span style="background-color: green; color: white;">Update</span> <span style="color: green;">✔</span> Compliant	Satisfied <span>ⓘ</span>
Rubella	<span style="background-color: green; color: white;">Update</span> <span style="color: green;">✔</span> Compliant	Satisfied <span>ⓘ</span>
TB Health Assessment Form	<span style="background-color: green; color: white;">Update</span> <span style="color: green;">✔</span> Compliant	Satisfied <span>ⓘ</span>
TB Nurse Review	<span style="color: green;">✔</span> Compliant	Satisfied <span>ⓘ</span>
TB Screening	<span style="background-color: green; color: white;">Submitted</span> <span style="color: green;">✔</span> Compliant	Satisfied <span>ⓘ</span>
Varicella	<span style="background-color: green; color: white;">Update</span> <span style="color: green;">✔</span> Compliant	Satisfied <span>ⓘ</span>

Upload the form under the TB Health Assessment Form section. Select the *“Upload”* button.

### Tuberculosis Health Assessment Form

Tuberculosis Health Assessment Form Upload Needed

Download this form and take to your healthcare provider. Once complete, upload to this site. This form and the documentation of testing, are required for you to meet the TB Screening requirement.

**Download**

Preview Download

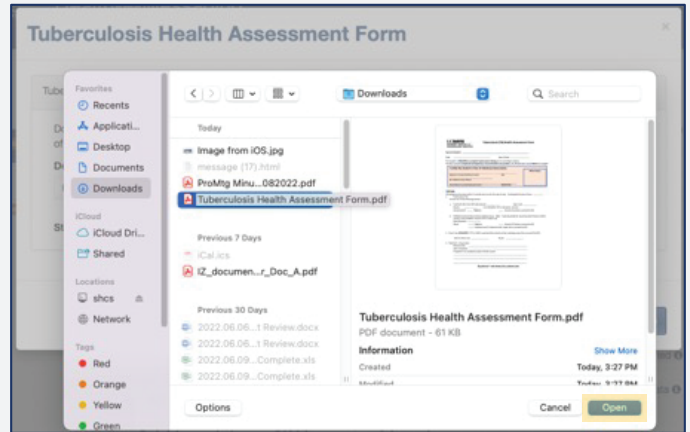
**Upload**

Upload

Status: Upload Required

Cancel Save

After selecting your file, select *“Open”*. This will open the image to verify the upload.



Click on *“Looks Good”* or if something looks wrong, you can click on the *“Cancel Upload”* button.

### Verify Upload

Does this image look correct? If it looks wrong for any reason, click **Cancel Upload** and upload a new image.

99e1dbc1-efe2-4b43-964c-...

1 / 1    - 100% +

**UC DAVIS**  
STUDENT HEALTH AND COUNSELING SERVICES

**Tuberculosis (TB) Health Assessment Form**

Name of Student: \_\_\_\_\_ Date of Birth: \_\_\_\_\_

SID#: \_\_\_\_\_

This student is **REQUIRED** to complete tuberculosis testing prior to enrolling in classes. The form must be completed and signed by a licensed health care provider. All indicated test results **MUST** be in English.

**I certify the student is free of infectious tuberculosis.**

Signature of Licensed Healthcare Provider \_\_\_\_\_ Date \_\_\_\_\_

APN or Medical License Number \_\_\_\_\_

Office Stamp

Cancel Upload
Looks Good

Please note that all test results **MUST** be in English. Incomplete forms or medical information entered in a language other than English will not be accepted and you will **NOT** be cleared to register for classes.

*Note: Please allow at least 14-21 business days for your documentation to be processed.*

## H

## Clearance Status Satisfied


After you have updated your immunization information and completed the TB assessment, including any further action, the status for each item will change to Compliant. Your overall Clearance Status may still say Not Satisfied as the Influenza Immunization will be not compliant unless the university implements a mandate for the season. Please refer to [OASIS](#) to determine if you have a hold.

If you had a hold related to the entrance immunization and TB requirements, they will be cleared within 24 hours of being compliant. If you still have the hold after 24 hours, please message the [Immunization Nurse through HEM](#).

Overall Clearance Status: ⚠ Not Satisfied

Items required for clearance:

Clearance	Status	Details
COVID-19 Vaccine and Test <span style="float: right;">Update</span>	<span style="color: green;">✔</span> Compliant	Satisfied <span style="float: right;">ⓘ</span>
Influenza Immunization <span style="float: right;">Update</span>	<span style="color: red;">⚠</span> Not Compliant	No Data <span style="float: right;">ⓘ</span>
Measles <span style="float: right;">Update</span>	<span style="color: green;">✔</span> Compliant	Satisfied <span style="float: right;">ⓘ</span>
Meningococcal <span style="float: right;">Update</span>	<span style="color: green;">✔</span> Compliant	Satisfied <span style="float: right;">ⓘ</span>
Mumps <span style="float: right;">Update</span>	<span style="color: green;">✔</span> Compliant	Satisfied <span style="float: right;">ⓘ</span>
Pertussis (Tdap) <span style="float: right;">Update</span>	<span style="color: green;">✔</span> Compliant	Satisfied <span style="float: right;">ⓘ</span>
Rubella <span style="float: right;">Update</span>	<span style="color: green;">✔</span> Compliant	Satisfied <span style="float: right;">ⓘ</span>
TB Health Assessment Form <span style="float: right;">Update</span>	<span style="color: green;">✔</span> Compliant	Satisfied <span style="float: right;">ⓘ</span>
TB Nurse Review <span style="float: right;">Update</span>	<span style="color: green;">✔</span> Compliant	Satisfied <span style="float: right;">ⓘ</span>
TB Screening <span style="float: right;">Submitted</span>	<span style="color: green;">✔</span> Compliant	Satisfied <span style="float: right;">ⓘ</span>
Varicella <span style="float: right;">Update</span>	<span style="color: green;">✔</span> Compliant	Satisfied <span style="float: right;">ⓘ</span>



### Immunization Entrance Requirements for New Students

All incoming new, transfer and graduate students, including students in the Veterinary Medicine and School of Nursing programs, are required to meet the [UC Immunization and TB Risk Screening](#) requirement.

Check out our [resources for new students](#) for more information.

### COVID-19 Vaccination Requirements

All students, including those currently enrolled, are required to provide proof that they are update to date with their COVID-19 vaccines and have received a booster if applicable. The campus policy can require repeat vaccinations or boosters on an annual or recurring basis consistent with FDA-approved labeling and CDC recommendations.

View the official University of California [SARS-CoV-2 \(COVID-19\) Vaccination Program](#).

## International Students

Any of the vaccines that have been authorized by the World Health Organization can be entered into your Health-e-Messaging records to meet the university's vaccine mandate requirements. The university will accept any FDA- or WHO-authorized vaccine as fulfilling the mandate. Current WHO-authorized vaccines include Pfizer, Moderna, Janssen (Johnson & Johnson), Novavax, AstraZeneca, Covishield, Covaxin, Sinopharm/BIBP, and Sinovac. Booster shots are a part of the mandate and are needed to be compliant. However, refer to the [CDC guidance](#) to determine whether you are required to receive booster if your primary vaccine series was completed outside of the United States.

## Influenza Immunization Requirements

The influenza vaccine is a seasonal mandate announced by the university. More information will be available closer to the start of flu season, usually mid-October. You are **not** required to have a flu vaccine to meet the current Entrance Requirements.

## Immunization Holds

The [University of California Immunization Policy](#) requirements, commonly referred to as **Entrance Requirements** correspond to the **IZ hold**. This hold will prevent you from registering for the term following your initial start term. For example, if you are an incoming student for Fall 2022, your IZ hold will prevent you from registering for winter quarter classes in 2023 if you are not compliant for your entrance immunization requirements. The due date for compliance is entirely dependent on when you begin your **first** term, which is why there is no standard due date.

Unlike the **IZ hold** which applies to entering students, the [SARS-CoV-2 \(COVID-19\) Vaccination Program](#) applies to **all** students, and corresponds to the **IN hold** on your student account. The COVID vaccination requirement is a separate UCOP mandate and not part of the entrance immunization program. The **IN hold** is placed on your student registration record immediately after beginning your degree program. However, we recommend that you be vaccinated as soon as possible before you start classes, and as soon as you are able to log onto the [SHCS patient portal](#), also known as [Health-e-Messaging](#). There is no pre-defined due date for this requirement because COVID vaccination eligibility dates can vary from person to person.

## Questions for the Immunization Nurse?

Contact us via [Health-e-Messaging](#) using these [step-by-step instructions](#).



# UC DAVIS

## STUDENT HEALTH AND COUNSELING SERVICES

### Counseling Services - North Hall

Phone: 530-752-0871

#### Hours:

Sunday: Closed  
Monday: 8 am - 4:45 pm  
Tuesday: 8 am - 4:45 pm  
Wednesday: 9 am - 4:45 pm  
Thursday: 8 am - 4:45 pm  
Friday: 8 am - 4:45 pm  
Saturday: Closed

### Student Health and Wellness Center

Phone: 530-752-2300

#### Hours:

Sunday: Closed  
Monday: 8 am - 5:30 pm  
Tuesday: 8 am - 5:30 pm  
Wednesday: 9 am - 5 pm  
Thursday: 8 am - 5:30 pm  
Friday: 8 am - 5:30 pm  
Saturday: Closed

